
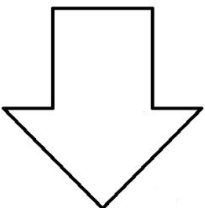


GK-KIT-052

Install the brackets using screws on all four corners



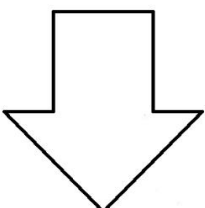
1




Insert the axle rods through the brackets and put the wheels on



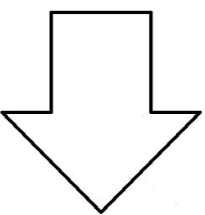
2




Install the spacers using provided screws



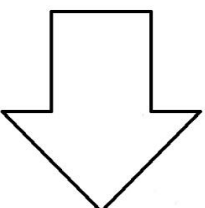
3




Add the top piece onto the main platform using screws to hold them together.



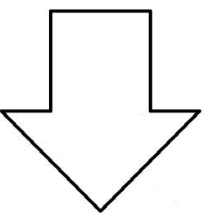
4



Install the DC motor using provided bracket.



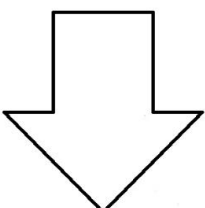
5



Add the propeller on the DC motor output shaft.



6



Add the battery holder onto the platform, wire it to the DC motor and insert 2 AA batteries.



7