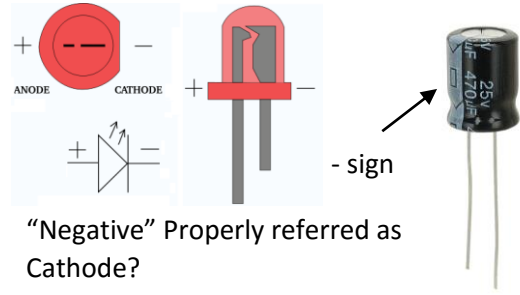




ABRA KITS
AK-75 LED Ripple Kit
Level: Beginner



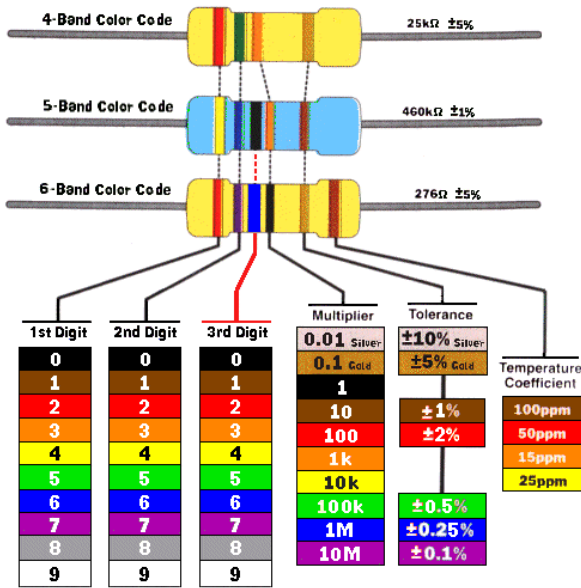
“Negative” Properly referred as Cathode?

Usually they can be found as the longest pin, however this information is useless if you want to shorten the leads. Simply look for the Flat cut for LEDs and the - sign on the radial Capacitors!



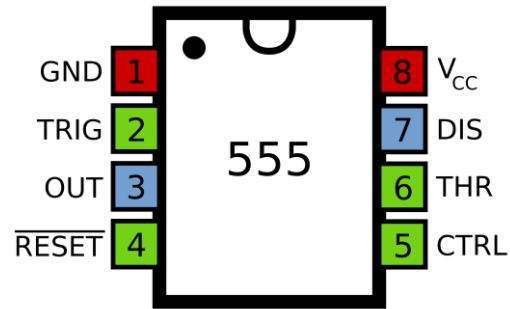
Look for the Dent that is **always** the front!

ICs first pin are the upper left, however this is not always true, check the datasheet online if you're not sure. Look for Pinout if you really need help.

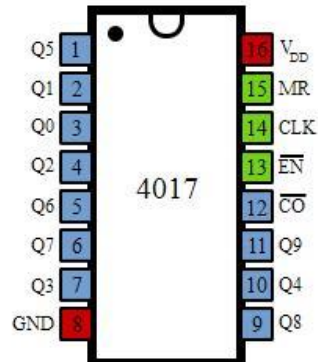


Four band, Five band and Six band?! Look at the chart and follow the colors, remember the second last one is the multiplier!

Ex; Brown-Black-Black-Red-Brown 1-0-0-100-1% that translates to 10000 or 10KΩ



NE555 PINOUT



CD4017BE PINOUT